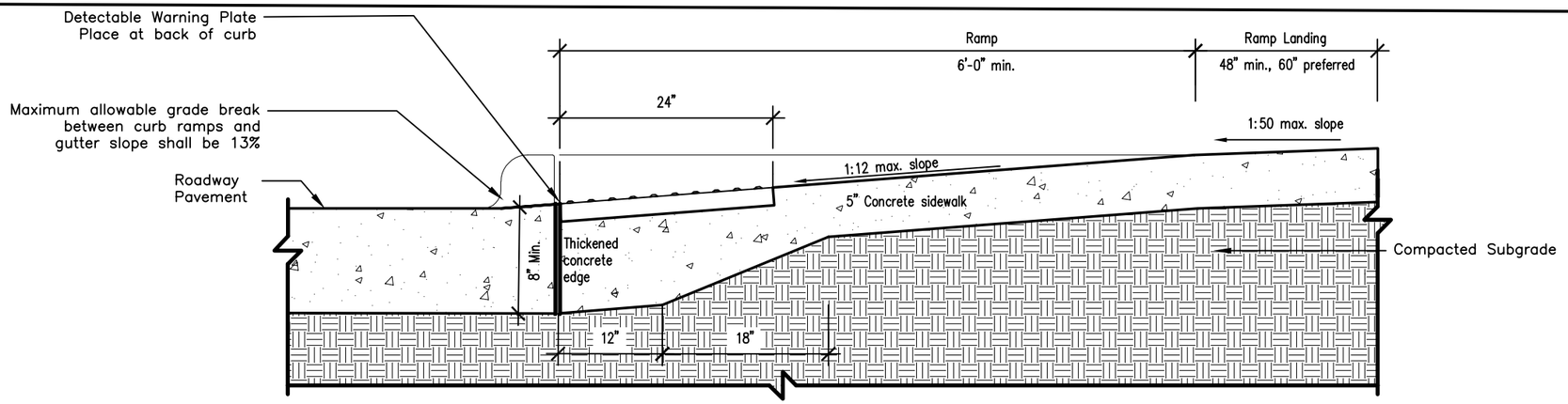

CURB RAMP SECTION
Scale: 3/4"=1'-0"

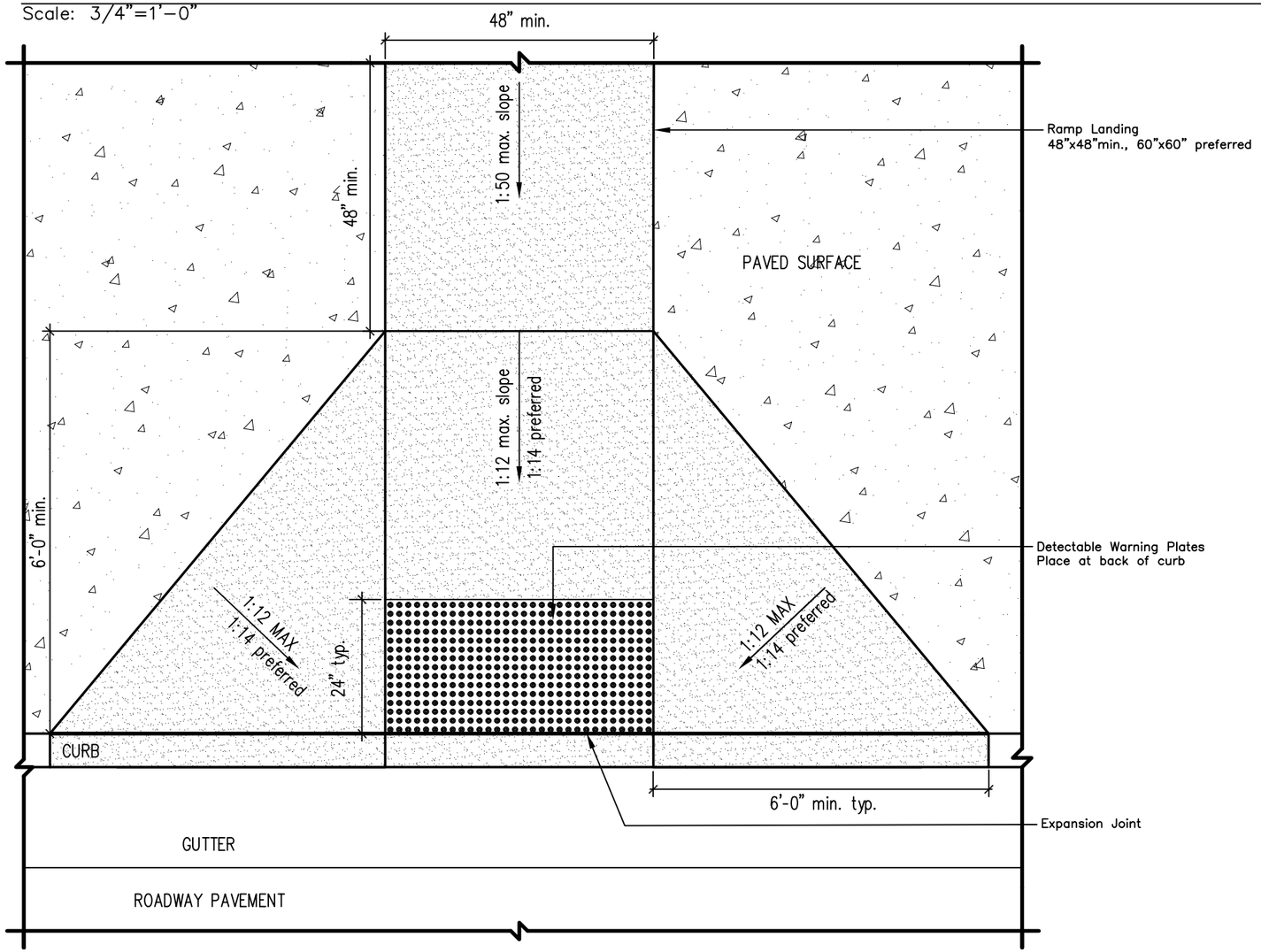

Curb Ramp with Flared Sides Adjacent to Paved Surface: Plan View
Scale: 1/2"=1'-0"

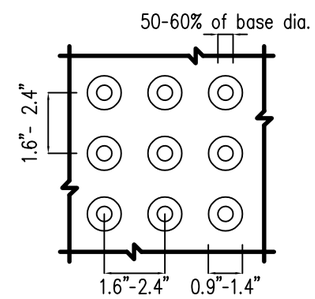

DETECTABLE WARNING ALIGNMENT
Scale: 3"=1'-0"

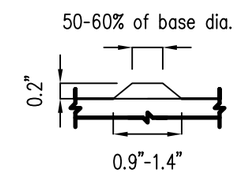

DOME PROFILE
Scale: 6"=1'-0"

GENERAL NOTES:

1. Take care during construction to assure uniform ramp grades, free of sags or excessive grade changes
2. Design all ramps, approaches, and landings so that water does not accumulate on surfaces
3. Provide smooth transitions from curb ramps to adjacent walks, curb & gutters, and existing roadways.
4. A 24" strip of Detectable Warnings shall be installed at bottom of ramp, adjacent to the back of curb. Detectable Warnings should extend across full width of ramp. Detectable Warning surfaces shall contrast visually with adjacent walking surfaces. Ensure installation does not leave voids under plates.
5. Slope of the flared side to be measured perpendicular to the top edge of the flared side.
6. Maximum cross slope shall not exceed 2%.
7. Seal joints with grey polyurethane sealant (grey volcum self leveling or tube, or approved equal)

MANUFACTURER NOTES:

DURALAST DETECTABLE WARNING SURFACE
NATURAL FINISH
EAST JORDAN IRON WORKS, INC.
800-874-4100

DETECTABLE WARNING PLATE
MODEL# R-4984-0101
NATURAL FINISH
NEENAH FOUNDRY COMPANY
800-558-5075

IOWA STATE UNIVERSITY
FACILITIES PLANNING & MANAGEMENT

COMPLETED	REVISED 08/2021	DATE 5.23.2008
APPROVED BY	CHECKED BY C. Strawhacker	DESIGNED BY
SCALE As Noted	REQUEST NO.	

Curb Ramp with Flared Sides Adjacent to Paved Surface

G:\Landscape\Administration\Project Resources\DETAILS\Paving.Dwgs\Accessibility

SHEET NO.
CR-1